

Swivels I


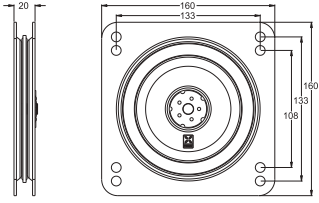

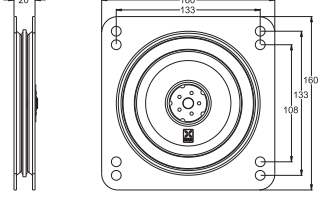

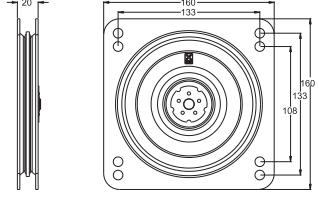

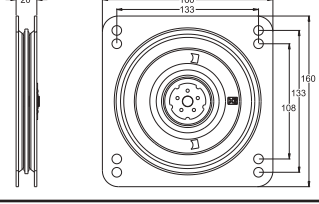



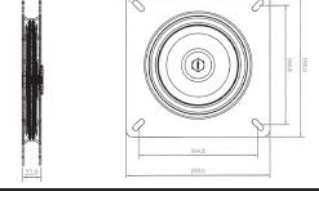
We have designed a range of swivels to fulfill the requirement of various application. Our swivel are presently used in the making of rattan chairs, dining chair, sofas, bar stools, casino chairs and many other purpose.

Compo swivels are designed to be robust and be able to withstand the rigor of swiveling.

All Compo swivels are tested on regular basis to ensure consistent quality. We put our swivel to severe load test to ensure that user are guaranteed of trouble free use for many years. Compo guarantees its swivels from manufacturing defects for 10 years.



Swivels	Product Code	Qty/Box	Weight/Pc	Finishing
 Standard 360° Swivels (Single Bearing) - 2.3 mm steel plate	SSW101R	20pcs	1.1 Kg	Rainbow ED Black
 - 6" Swivel	SSW 103 SSW 501	20 Pcs 20 Pcs	1.0 kg 0.9 kg	Black Paint
 Standard 360° Swivels (Double Bearing) - 2.8 mm steel plate - 2.3 mm steel plate	SSW201 SSW202R	20pcs 20pcs	1.3 Kg 1.0 Kg	Blue Zinc ED Black Rainbow Zinc
 Standard 180° Swivels (Double Bearing) - 2.3 mm steel plate	SSW203	20pcs	1.1 Kg	Blue Zinc ED Black Rainbow Zinc
 10" Swivel - 3.0 mm steel plate - 2.5 mm steel plate	SSW301 SSW302 SSW305 SSW306	10pcs 10pcs 10pcs 10pcs	3.6 Kg 3.0 Kg 2.8 Kg 2.8 Kg	ED Black
 -8" Swivel	SSW 401	20 Pcs	1.4 kg	Black Paint

Swivels	Description	Technical Specification
 SSW101 Standard 360° Swivels (Single Bearing)	2.3mm steel plate is used for greater strength, which is suitable for medium weight application. It is very suitable to swiveling chairs or bar stool application.	
 SSW103 SSW501 6" Swivel	2.0mm steel plate is used and is suitable for light duty application like bar stool etc. 1.8mm steel plate is only suitable for very light duty application.	
 SSW201 Standard 360° Swivels (Double Bearing)	SSW201 use thick 2.8mm steel plate is used for greater strength. SSW202 use thinner 2.5mm steel plate and is used for medium weight application. Bearing clamp plate is added for smoother rotation.	
 SSW203 Standard 180° Swivels (Double Bearing)	SSW203 is designed to stop at 90 degree on each side. 2.5mm steel plate is used for medium weight application. Bearing clamp plate is added for smoother rotation.	
 SSW3xx 10" Swivel	SSW301,SSW302,SSW305 and SSW306 is designed for heavy duty application like building swiveling sofa or other heavy duty application. It will take load up to 200 kg without any problem.	
 SSW401 SSW402 8" Swivel	2.3mm material used and is suitable for big chair or bar stool.	

Swivels II

We have designed a range of swivels to fulfill the requirement of various application. Our swivel are presently used in the making of rattan chairs, dining chair, sofas, bar stools, casino chairs and many other purpose.

Compo swivels are designed to be robust and be able to withstand the rigor of swiveling.

All Compo swivels are tested on regular basis to ensure consistent quality. We put our swivel to severe load test to ensure that user are guaranteed of trouble free use for many years. Compo guarantees its swivels from manufacturing defects for 10 years.



Swivels	Product Code	Qty/Box	Weight/Pc	Finishing
 -7" Auto Return Swivel	ASW 101	18 Pcs	1.4 kg	ED Black
 -8" Auto Return Swivel	ASW 201	10 Pcs	1.4 kg	Black Paint
 -8" Auto Return Swivel	ASW 301	10 Pcs	1.6 kg	Black Paint
 -8" Auto Return Swivel	ASW 303	10 Pcs	1.6 kg	Black Paint
 -4" Mini Swivel	MSW01	24pcs	0.4 Kg	ED Black
 -Rocker Swivel	RSW01	8pcs	3.1 Kg	ED Black
 -Rocker Swivel with Tilt Adjustment	RSW02	8pcs	3.7 Kg	Zinc or ED Black